

Scaled data based on original data using
LM-79-08 Approved Method: Electrical and Photometric Measurements of Solid-
State Lighting Products

Test Report Prepared for
Cooper Lighting Solutions
(formerly Eaton)

Brand: McGRAW-EDISON

Report Number: P450351

Luminaire Tested: **GALN-SA1A-827-U-T1**

Issue Date: 1/4/2021

Test Information

Test Method: LM-79-08
Report Number: P450351
TEST IS SCALED FROM IESNA LM-79-08 TEST DATA (G3-2011-042-5)
Test Lab: INNOVATION CENTER
Issue Date: 1/4/2021
Manufacturer: COOPER LIGHTING SOLUTIONS (FORMERLY EATON)
Product Line: MCGRAW-EDISON
Catalog Number: GALN-SA1A-827-U-T1
Description: GALLEON AREA AND ROADWAY LUMINAIRE
(1) 80 CRI, 2700K, 615mA LIGHTSQUARE WITH 16 LEDS AND TYPE I OPTICS
Light Source: -
Ballast/Driver: ELECTRONIC DRIVER

Summary

Lumens per Lamp: N/A
Luminaire Lumens: 3396 lumens
Efficiency: N/A
Efficacy: 102.9 lumens/watt
Luminous Opening: Rectangular (W 0.5' x L: 0.5' x H: 0')
IES Classification: Type I - Short
BUG Rating: B2 - U0 - G2

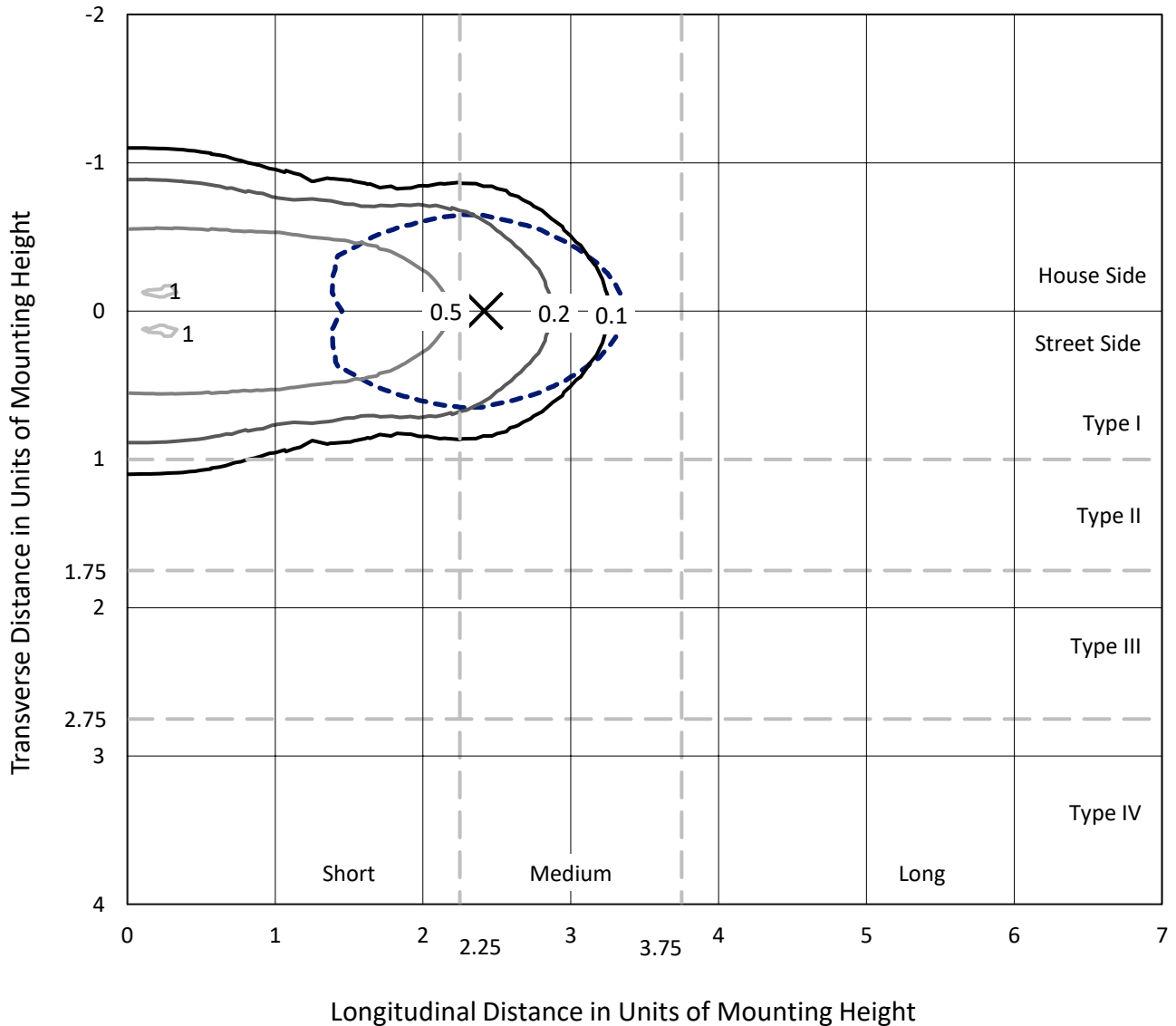
Input Watts (W): 33
Input Voltage (V): NR
Input Current (A_{in}): NR
Voltage Rise (V): NR
Power Factor: NR
Total Harmonic Distortion (THDi): NR
Frequency (hertz): 60
Stabilization Time: NR
Operation Time: NR
Ambient Temperature (°C): NR
Test Distance: 24 FT



REPORT NUMBER: P450351
 CATALOG NUMBER: GALN-SA1A-827-U-T1

Iso-Footcandle Lines of Horizontal Illumination

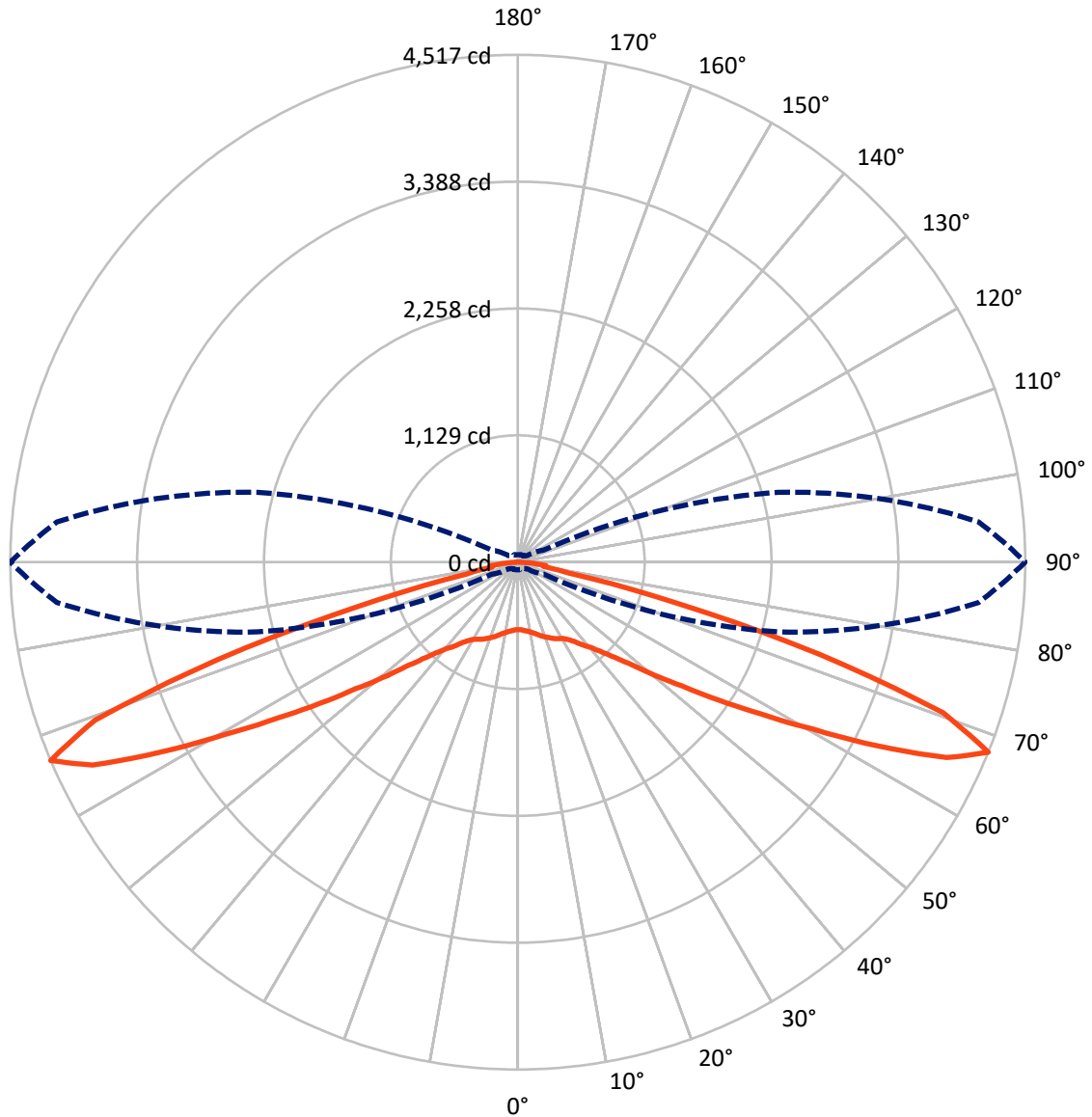
× Max cd
 - - - 1/2 Max cd



Based on 25 foot mounting height. Maximum calculated value = 1 fc
 Type I - Short - N/A

REPORT NUMBER: P450351
CATALOG NUMBER: GALN-SA1A-827-U-T1

Luminous Intensity Polar Plot



— Vertical Plane Through 90-Deg Lateral - - - Horizontal Cone Through 67.5-Deg Vertical

REPORT NUMBER: P450351

CATALOG NUMBER: GALN-SA1A-827-U-T1

FLUX DISTRIBUTION:

		Downward	Upward	Total
House Side	Lumens	1698.0	0.0	1698.0
	% Fixture	50.0	0.0	50.0
Street Side	Lumens	1698.0	0.0	1698.0
	% Fixture	50.0	0.0	50.0
Total	Lumens	3396.0	0.0	3396.0
	% Fixture	100.0	0.0	100.0

ZONAL LUMENS:

Zone	Lumens	% Fixture
0°-10°	59.9	1.8
10°-20°	191.8	5.6
20°-30°	321.0	9.5
30°-40°	434.8	12.8
40°-50°	550.8	16.2
50°-60°	688.1	20.3
60°-70°	808.8	23.8
70°-80°	309.4	9.1
80°-90°	31.3	0.9
90°-100°	0.0	0.0
100°-110°	0.0	0.0
110°-120°	0.0	0.0
120°-130°	0.0	0.0
130°-140°	0.0	0.0
140°-150°	0.0	0.0
150°-160°	0.0	0.0
160°-170°	0.0	0.0
170°-180°	0.0	0.0
0°-90°	3396.0	100.0
0°-180°	3396.0	100.0

Coefficient of Utilization



REPORT NUMBER: P450351

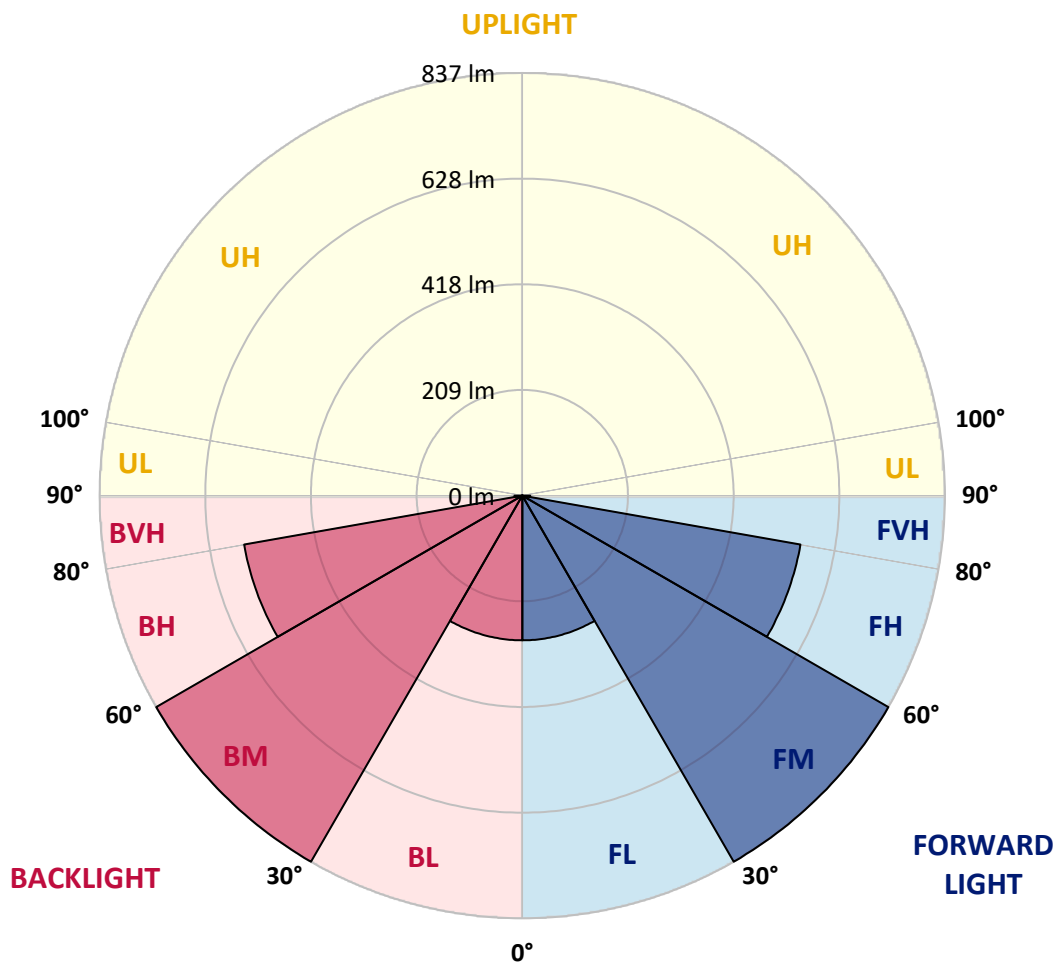
CATALOG NUMBER: GALN-SA1A-827-U-T1

LUMINAIRE CLASSIFICATION SYSTEM LUMEN TABLE AND BUG RATING:

Zone	Lumens	% Fixture	Zone Rating/Lumen Limit		
			B	U	G
FL (0°-30°)	286.3	8.4			
FM (30°-60°)	836.9	24.6			
FH (60°-80°)	559.1	16.5			G0/660
FVH (80°-90°)	15.7	0.5			G1/100
BL (0°-30°)	286.3	8.4	B1/500		
BM (30°-60°)	836.9	24.6	B1/1000		
BH (60°-80°)	559.1	16.5	B2/1000		G2/1000
BVH (80°-90°)	15.7	0.5			G1/100
UL (90°-100°)	0.0	0.0		U0/0	
UH (100°-180°)	0.0	0.0		U0/0	

BUG Rating: B2-U0-G2

Type I Short





REPORT NUMBER: P450351
 CATALOG NUMBER: GALN-SA1A-827-U-T1

CANDELA DISTRIBUTION (FULL):

	0°	5°	15°	25°	35°	45°	55°	65°	75°	85°	90°
0°	601.2	601.2	601.2	601.2	601.2	601.2	601.2	601.2	601.2	601.2	601.2
2.5°	608.9	608.5	608.7	608.5	609.1	608.7	606.5	604.6	603.1	603.3	602.7
5°	621.9	622.1	622.3	621.3	622.6	621.9	618.3	615.3	612.3	611.2	610.8
7.5°	632.6	633.5	634.1	635.0	637.3	637.3	635.4	631.1	624.5	620.8	620.6
10°	643.3	644.1	645.8	648.8	652.5	656.1	655.4	649.5	641.1	634.7	633.2
12.5°	647.1	648.0	653.7	662.3	670.8	677.7	677.7	673.0	662.1	652.3	649.5
15°	633.9	635.6	645.8	664.2	686.4	701.6	705.0	698.4	686.8	671.7	668.3
17.5°	607.8	611.9	626.8	654.0	690.9	722.5	732.3	729.1	714.0	694.8	690.9
20°	579.8	584.3	600.1	636.2	687.1	734.7	763.1	763.9	745.2	717.4	711.6
22.5°	548.9	552.3	572.6	614.9	675.9	737.5	789.6	802.6	777.4	740.0	731.7
25°	514.3	518.1	539.3	585.0	654.6	734.3	813.9	842.5	811.1	764.0	753.5
27.5°	481.2	482.7	505.5	551.9	626.6	726.1	831.7	879.1	848.3	784.0	770.6
30°	449.4	453.0	473.1	519.0	594.4	709.9	847.2	920.9	888.4	804.9	787.7
32.5°	415.8	420.1	441.9	488.4	562.3	685.6	856.6	966.6	944.2	838.7	820.5
35°	383.4	386.3	408.3	453.4	530.9	657.4	858.3	1018.1	1016.2	890.0	865.8
37.5°	350.3	354.5	376.7	419.9	497.6	627.5	849.8	1072.8	1103.1	961.3	935.2
40°	318.6	322.1	343.9	387.6	459.8	591.0	829.7	1122.9	1204.5	1034.7	997.6
42.5°	284.0	284.9	308.8	353.2	422.7	548.7	800.7	1167.4	1317.5	1133.0	1086.9
45°	244.7	247.1	269.3	312.9	380.2	501.3	761.4	1204.3	1460.8	1269.3	1206.5
47.5°	205.4	207.4	227.7	270.8	333.8	447.0	700.9	1236.6	1607.8	1442.5	1360.2
50°	167.0	168.1	184.7	222.8	281.5	389.8	625.8	1247.0	1774.1	1687.8	1582.6
52.5°	132.0	133.7	146.3	176.2	225.7	322.3	544.8	1221.4	1968.1	1978.5	1830.3
55°	107.0	107.6	117.0	139.0	176.4	251.6	447.0	1150.1	2176.9	2351.0	2162.0
57.5°	92.1	92.5	97.8	110.0	135.8	189.7	346.8	1015.3	2364.4	2787.5	2544.5
60°	83.7	83.9	86.9	94.0	107.6	145.6	248.4	825.0	2549.4	3273.2	3019.9
62.5°	78.4	78.4	80.5	84.4	91.0	111.7	180.0	595.2	2676.1	3766.1	3605.9
65°	73.3	73.3	74.8	77.7	81.2	91.4	133.0	388.1	2673.0	4125.1	4195.2
67.5°	67.5	67.5	68.6	71.5	73.5	78.6	102.7	254.2	2401.0	4117.2	4516.8
70°	60.6	60.6	62.1	64.5	66.2	69.4	81.0	173.9	1763.9	3515.4	4016.9
72.5°	53.6	53.8	54.7	57.2	58.5	60.4	67.3	121.9	1082.0	2393.7	2808.7
75°	45.9	46.3	47.2	49.6	50.8	51.5	56.8	86.9	547.4	1290.6	1469.4
77.5°	37.0	37.8	38.4	41.0	41.7	42.9	46.8	62.8	240.3	463.7	467.9
80°	27.1	28.0	29.7	32.2	32.7	33.5	35.7	44.6	108.9	211.7	230.0
82.5°	19.9	21.2	19.2	22.4	22.4	21.4	25.2	29.9	50.0	209.7	250.9
85°	10.9	11.1	10.0	11.5	12.2	12.0	13.4	14.7	24.3	139.9	144.2
87.5°	2.6	2.8	3.0	3.6	4.3	4.3	4.7	4.1	7.9	45.3	26.0
90°	0.0	0.0	0.0	0.0	0.0	0.0	0.0	0.0	0.0	0.0	0.0

(END OF REPORT)